

# 4

## High dose (66 Gray / 3 treatment days)



### + Benefits



Greatest chance of staying well



Lowers the risk of recurrence



Only 3 treatment days



Usually well tolerated

### ÷ Disadvantages



Increased risk of side effects\*



Increased risk of prolonged chest wall pain



Increased risk of developing a rib fracture



Time spent on receiving radiotherapy, transportation etc.

\*: Radiation pneumonitis, shortness of breath, cough

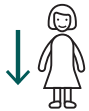


# 4

## Lower dose (45 Gray / 3 treatment days)



### + Benefits



Lower risk of side effects\*



Lower risk of prolonged chest wall pain or rib fracture



Only 3 treatment days



Usually well tolerated

### ÷ Disadvantages



Increased concern of recurrence



A little increased risk of getting a recurrence



Time spent on receiving radiotherapy, transportation etc.

\*: Radiation pneumonitis, shortness of breath, cough



# 4

## No treatment



### + Benefits



No side effects of radiotherapy



No risk of pain or rib fracture due to radiotherapy



More time, which can be spent on other things than treatment.

### ÷ Disadvantages



The cancer will grow and disseminate with a large probability



No chance of being cured



The cancer may grow into the ribs causing pain and other problems

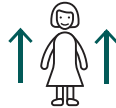


# 4

## High dose (66 Gray / 3 treatment days) Pall.



### + Benefits



Greatest chance of the tumour not recurring



Only 3 treatment days



In general only few side effects

### ÷ Disadvantages



Increased risk of side effects\*



Increased risk of prolonged chest wall pain



Increased risk of developing a rib fracture



Time spent on receiving radiotherapy, transportation etc.

\*: Radiation pneumonitis, shortness of breath, cough



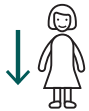


# 4

## Lower dose (45 Gray / 3 treatment days) Pall.



### + Benefits



Lower risk of side effects\*



Lower risk of prolonged chest wall pain or rib fracture



Only 3 treatment days



In general only few side effects

\*: Radiation pneumonitis, shortness of breath, cough

### ÷ Disadvantages



Increased concern of recurrence



A little increased risk of tumour recurrence



Time spent on receiving radiotherapy, transportation etc.



# 4

## No treatment (Pall.)



### + Benefits



No side effects from radiotherapy



No risk of pain or rib fracture due to radiotherapy

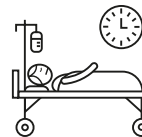


More time, which can be spent on other things than treatment

### ÷ Disadvantages



The cancer will grow and disseminate with a large probability



No chance of keeping the cancer at bay for a period of time



The cancer may grow into the ribs causing pain and other problems



# 4

## Patient stories



The most important for me was to receive as much treatment as possible. I have not had any side effects after the treatment at all.

- Patient 73 years old, had 66 Gray over 3 days

Since I have previously received treatment, I feared the high dose would be too damaging on my lungs and cause pain. I was a little short of breath right after the treatment, but now my breathing is fine.

- Patient 69 years old, had 45 Gray over 3 days

The most important for me was to be cured, but at the same time avoid substantial side effects and be able to function the way I normally do.

- Patient 67 years old, had 45 Gray over 3 days

You must consider how willing you are to take a risk and how many/which side effects you can accept.

- A relative

The most important for me was to survive while at the same time maintaining personality and quality of life.

- Patient 66 years old, had 45 Gy over 3 days

If I had been given the option of a higher dose at my previous treatment, I would have chosen it.

- Patient 68 years old, has received 45 Gray over 3 days, and later 45 Gray over 3 days for a local recurrence.



# 4

## The risk of pain depending on dose



High dose - 66 Gray over 3 days



Between 11 and 27 of 100 people are expected to experience pain following the high dose

As many as 27 of 100 have experienced pain in single studies

Lower dose - 45 Gray over 3 days



Less than 11 of 100 people are expected to experience pain following the lower dose.





# 4

## The risk of rib fracture depending on dose



High dose - 66 Gray over 3 days



Between 6 and 42 of 100 people are expected to experience rib fracture following the high dose

Lower dose - 45 Gray over 3 days



Less than 6 of 100 people are expected to experience rib fracture following the lower dose

As many as 42 of 100 have experienced rib fracture in a single study



# 4

## Local tumor control 2 years after radiotherapy



High dose - 66 Gray over 3 days



The tumor will not have recurred 2 years after end of treatment in 96 of 100 people.

Lower dose - 45 Gray over 3 days



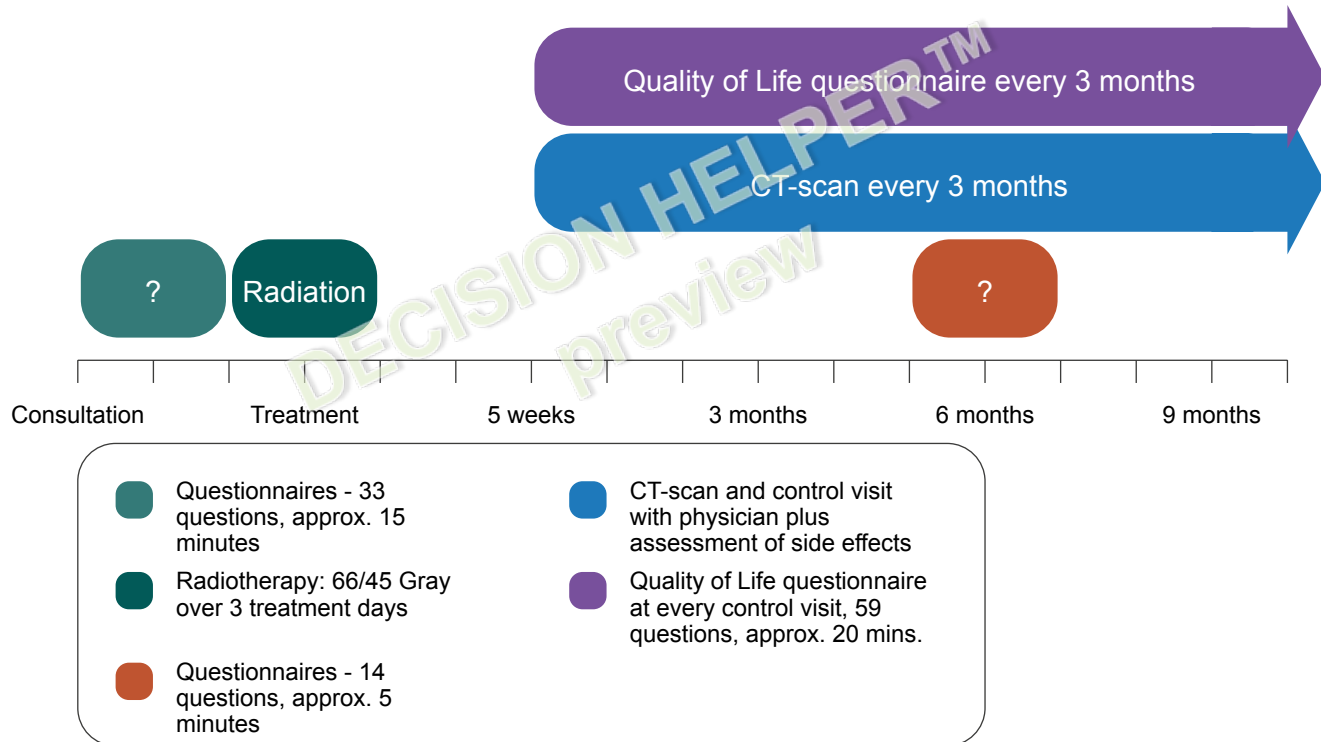
The tumor will not have recurred 2 years after end of treatment in at least 85 of 100 people.

Due to improved treatment the tumor is now expected to not have recurred 2 years after end of treatment in 90 of 100 people.



# 4

## Timeline of your course (1)





# 4

## Timeline of your course (2)

